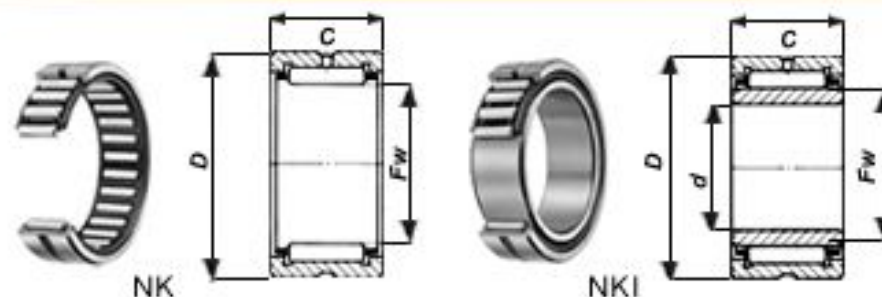




# MACHINED NEEDLE ROLLER BEARINGS

Metric Dimensions

## NK & NKI Series



Dimension Table of NK & NKI Series : Table no 1

Designation	Weight (g)	Designation	Weight (g)	Dimensions (mm)			Basic Dynamic Load Rating (Kgf)	Basic Static Load Rating (Kgf)	
				d	Fw	D			C
NK 5/10	3.4	-	-	-	5	10	10	250	200
NK 5/12	4.2	-	-	-	5	10	12	310	270
NK 6/12	6.4	-	-	-	6	12	12	350	320
NK 7/10	6.9	-	-	-	7	14	10	370	300
NK 7/12	8.3	-	-	-	7	14	12	470	410
NK 8/12	9.1	NKI 5/12	11.9	5	8	15	12	520	480
NK 8/16	12.9	NKI 5/16	16.7	5	8	15	16	720	740
NK 9/12	9.8	NKI 6/12	13	6	9	16	12	560	540
NK 9/16	13.2	NKI 6/16	17.5	6	9	16	16	780	840
NK 10/12	10.7	NKI 7/12	14.3	7	10	17	12	600	610
NK 10/16	14.3	NKI 7/16	19.2	7	10	17	16	840	940
NK 12/12	12.2	NKI 9/12	16.7	9	12	19	12	670	740
NK 12/16	16.3	NKI 9/16	22.5	9	12	19	16	940	1140
NK 14/16	21	NKI 10/16	30	10	14	22	16	1200	1400
NK 14/20	26.5	NKI 10/20	38	10	14	22	20	1510	1890
NK 15/16	22.5	-	-	-	15	23	16	1260	1520
NK 15/20	28	-	-	-	15	23	20	1590	2060
NK 16/16	23	NKI 12/16	33.5	12	16	24	16	1250	1540
NK 16/20	29	NKI 12/20	42.5	12	16	24	20	1590	2080
NK 17/16	24.5	-	-	-	17	25	16	1310	1680
NK 17/20	30.5	-	-	-	17	25	20	1660	2250
NK 18/16	25.5	-	-	-	18	26	16	1370	1780
NK 18/20	32	-	-	-	18	26	20	1730	2410
NK 19/16	27	NKI 15/16	39.5	15	19	27	16	1430	1910
NK 19/20	34	NKI 15/20	50	15	19	27	20	1800	2580
NK 20/16	27.5	-	-	-	20	28	16	1420	1910
NK 20/20	35.5	-	-	-	20	28	20	1790	2590
NK 21/16	29	NKI 17/16	43.5	17	21	29	16	1470	2040
NK 21/20	36	NKI 17/20	54	17	21	29	20	1860	2760
NK 22/16	30	-	-	-	22	30	16	1520	2160
NK 22/20	37.5	-	-	-	22	30	20	1930	2930

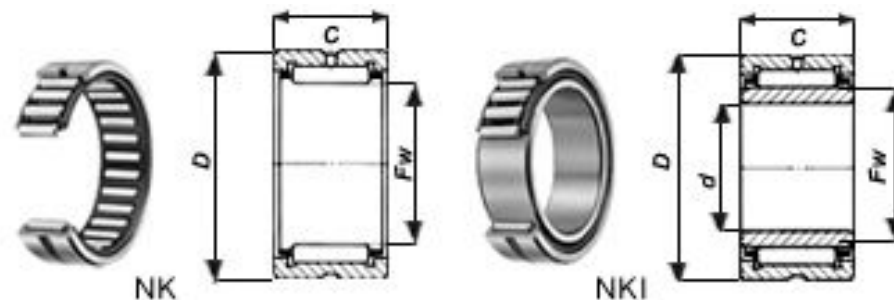


# MACHINED NEEDLE ROLLER BEARINGS

Metric Dimensions

## KHS

### NK & NKI Series



Dimension Table of NK & NKI Series : Table no 2

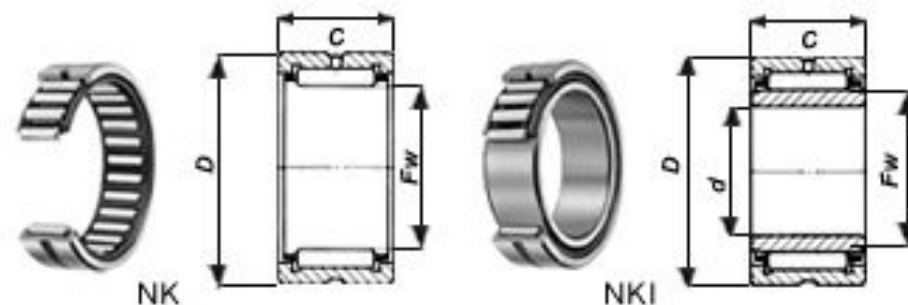
Designation	Weight (g)	Designation	Weight (g)	Dimensions (mm)			Basic Dynamic Load Rating (Kgf)	Basic Static Load Rating (Kgf)	
				d	Fw	D			C
NK 24/16	32	NKI 20/16	48.5	20	24	32	16	1580	2300
NK 24/20	40.5	NKI 20/20	61	20	24	32	20	1980	3110
NK 25/16	33.5	-	-	-	25	33	16	1610	2420
NK 25/20	42	-	-	-	25	33	20	2040	3280
NK 26/16	34.5	NKI 22/16	52	22	26	34	16	1680	2540
NK 26/20	43.5	NKI 22/20	67.5	22	26	34	20	2100	3440
NK 28/20	51.5	-	-	-	28	37	20	2210	3780
NK 28/30	83.5	-	-	-	28	37	30	3170	6010
NK 29/20	57	NKI 25/20	82	25	29	38	20	2200	3790
NK 29/30	85	NKI 25/30	123	25	29	38	30	3150	6020
NK 30/20	64.5	-	-	-	30	40	20	2580	4090
NK 30/30	97.5	-	-	-	30	40	30	3670	6510
NK 32/20	68	NKI 28/20	96.5	28	32	42	20	2620	4300
NK 32/30	102	NKI 28/30	145	28	32	42	30	3760	6840
NK 35/20	73.5	NKI 30/20	112	30	35	45	20	2750	4710
NK 35/30	112	NKI 30/30	171	30	35	45	30	3940	7500
NK 37/20	77.5	NKI 32/20	121	32	37	47	20	2880	5110
NK 37/30	117	NKI 32/30	180	32	37	47	30	4130	8140
NK 38/20	79	-	-	-	38	48	20	2870	5120
NK 38/30	119	-	-	-	38	48	30	4110	8160
NK 40/20	83	NKI 35/20	129	35	40	50	20	3000	5520
NK 40/30	125	NKI 35/30	192	35	40	50	30	4310	8780
NK 42/20	86.5	-	-	-	42	52	20	3050	5730
NK 42/30	130	-	-	-	42	52	30	4380	9130
NK 43/20	88.5	NKI 38/20	136	38	43	53	20	3110	5920
NK 43/30	133	NKI 38/30	205	38	43	53	30	4460	9430
NK 45/20	92	NKI 40/20	143	40	45	55	20	3170	6130
NK 45/30	138	NKI 40/30	215	40	45	55	30	4540	9760
NK 47/20	95	NKI 42/20	149	42	47	57	20	3210	6350
NK 47/30	144	NKI 42/30	225	42	47	57	30	4610	10100
NK 50/25	159	NKI 45/25	230	45	50	62	25	4380	8690
NK 50/35	225	NKI 45/35	320	45	50	62	35	5920	12800



# MACHINED NEEDLE ROLLER BEARINGS

Metric Dimensions

## NK & NKI Series



Dimension Table of NK & NKI Series : Table no 3

Designation	Weight (g)	Designation	Weight (g)	Dimensions (mm)				Basic Dynamic Load Rating (Kgf)	Basic Static Load Rating (Kgf)
				d	Fw	D	C		
NK 55/25	193	NKI 50/25	270	50	55	68	25	4630	9600
NK 55/35	255	NKI 50/35	365	50	55	68	35	6250	14100
NK 60/25	187	NKI 55/25	275	55	60	72	25	4840	10500
NK 60/35	260	NKI 55/35	380	55	60	72	35	6540	15400
NK 65/25	225	-	-	-	65	78	25	5060	11400
NK 65/35	315	-	-	-	65	78	35	6830	16800
NK 68/25	250	NKI 60/25	395	60	68	82	25	5590	11900
NK 68/35	350	NKI 60/35	560	60	68	82	35	7350	16900
NK 70/25	280	-	-	-	70	85	25	5660	12300
NK 70/35	395	-	-	-	70	85	35	7440	17400
NK 73/25	335	-	-	-	73	90	35	6230	12900
NK 73/35	475	NKI 65/35	710	65	73	90	25	8200	18400
NK 75/25	345	-	-	-	75	92	25	6340	13300
NK 75/35	485	-	-	-	75	92	35	8340	19000
NK 80/25	315	NKI 70/25	540	70	80	95	25	6060	14000
NK 80/35	445	NKI 70/35	755	70	80	95	35	7960	19800
NK 85/25	435	NKI 75/25	675	75	85	105	25	7790	14800
NK 85/35	610	NKI 75/35	945	75	85	105	35	10400	21400
NK 90/25	456	NKI 80/25	710	80	90	110	25	7890	15300
NK 90/35	640	NKI 80/35	995	80	90	110	35	10500	22100
NK 95/26	495	NKI 85/26	775	85	95	115	26	8130	16200
NK 95/36	690	NKI 85/36	1080	85	95	115	36	10900	23500
NK 100/26	525	NKI 90/26	820	90	100	120	26	8410	17200
NK 100/36	725	NKI 90/36	1140	90	100	120	36	11200	24900
NK 105/26	545	NKI 95/26	860	95	105	125	26	8640	18100
NK 105/36	760	NKI 95/36	1190	95	105	125	36	11500	26300
NK 110/30	660	NKI 100/30	1040	100	110	130	30	10800	24400
NK 110/40	880	NKI 100/40	1380	100	110	130	40	13600	33000

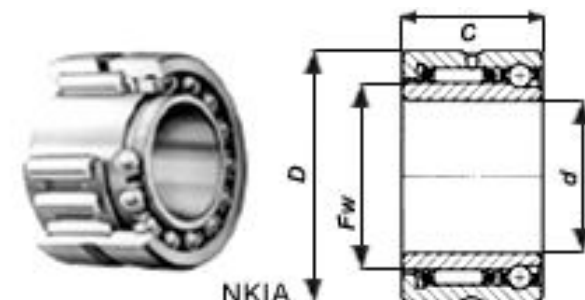


# MACHINED NEEDLE ROLLER BEARINGS

Metric Dimensions

## KHS

### NKIA Series



Dimension Table of NKIA Series

Designation	Weight (g)	Dimensions (mm)				Basic Dynamic Load Rating (Kgf)		Basic Static Load Rating (Kgf)	
		d	D	C	Fw	Radial	Axial	Radial	Axial
NKIA 5901	40	12	24	16	16	760	190	830	300
NKIA 5902	50	15	28	18	20	790	190	1040	300
NKIA 5903	55.5	17	30	18	22	840	210	1170	340
NKIA 5904	107	20	37	23	25	1460	390	1880	620
NKIA 5905	131	25	42	23	30	1610	440	2250	770
NKIA 5906	148	30	47	23	35	1800	460	2740	860
NKIA 5907	248	35	55	27	42	2440	510	4290	1050
NKIA 5908	315	40	62	30	48	3130	540	6160	1200
NKIA 5909	370	45	68	30	55	3330	560	6980	1290
NKIA 5910	380	50	72	30	58	3420	580	7390	1390
NKIA 5911	550	55	80	34	63	4030	1050	7600	2520
NKIA 5912	590	60	85	34	68	4270	1090	8380	2720
NKIA 5913	640	65	90	34	75	4470	1120	9210	2920
NKIA 5914	980	70	100	40	80	5750	1370	13000	3570

